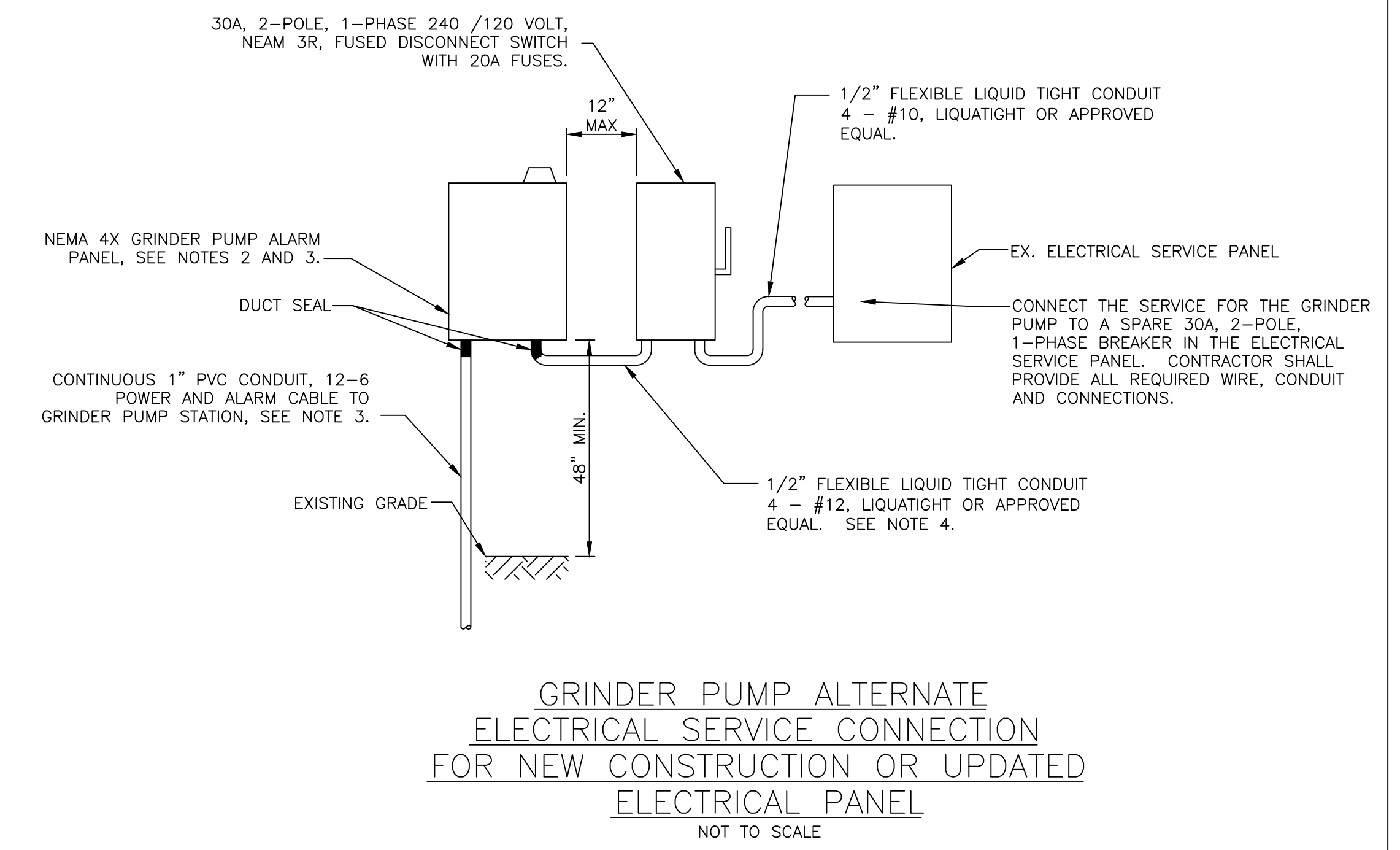


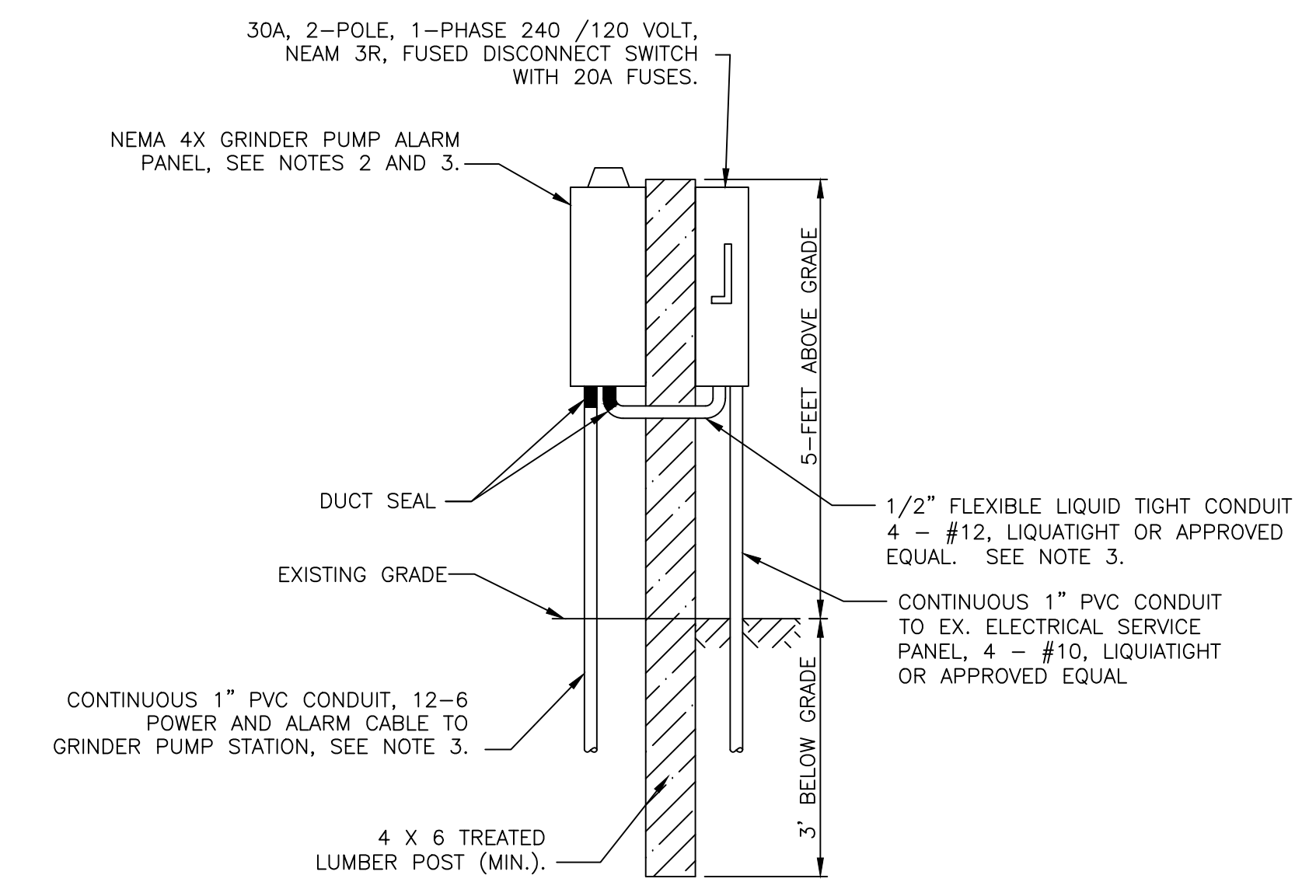
**GRINDER PUMP TYPICAL ELECTRICAL SERVICE CONNECTION TO AN EXISTING ELECTRICAL SERVICES**  
NOT TO SCALE

- NOTES:**
1. CONNECT ELECTRICAL SERVICE FOR GRINDER PUMP TO A 30A, 2-POLE, 1-PHASE BREAKER IN THE METER SOCKET AND ELECTRICAL SERVICE COMBINATION PANEL. CONTRACTOR SHALL PROVIDE ALL REQUIRED WIRE, CONDUIT AND CONNECTIONS.
  2. THE ALARM PANEL MAY BE PLACED ON A 4 X 6 TREATED LUMBER POST LOCATED AS APPROVED BY THE DISTRICT. THE POST SHALL BE INSTALLED WITH A MINIMUM OF 3- FEET OF POST BELOW GRADE AND 5- FEET ABOVE GRADE.
  3. THE ALARM / POWER CABLE AND ALARM PANEL SHALL BE INSTALLED AS SPECIFIED IN THIS DETAIL.
  4. ONLY THHN OR MTW TYPE WIRE BETWEEN DISCONNECT AND ALARM BOX.



**GRINDER PUMP ALTERNATE ELECTRICAL SERVICE CONNECTION FOR NEW CONSTRUCTION OR UPDATED ELECTRICAL PANEL**  
NOT TO SCALE

- NOTES:**
1. THE ALTERNATE GRINDER PUMP ELECTRICAL CONNECTION DETAIL SHOWN ABOVE MAY BE USED WITH THE PRIOR APPROVAL OF THE DISTRICT.
  2. THE ALARM PANEL AND DISCONNECT SWITCH MAY BE PLACED ON A 4 X 6 TREATED LUMBER POST LOCATED AS APPROVED BY THE DISTRICT. THE POST SHALL BE INSTALLED WITH A MINIMUM OF 3- FEET OF POST BELOW GRADE AND 5- FEET ABOVE GRADE.
  3. THE ALARM / POWER CABLE AND ALARM PANEL SHALL BE INSTALLED AS SPECIFIED IN THIS DETAIL.
  4. ONLY THHN OR MTW TYPE WIRE BETWEEN DISCONNECT AND ALARM BOX.



**GRINDER PUMP ELECTRICAL SERVICE CONNECTION ON A 4X6 TREATED POST**  
NOT TO SCALE

- NOTES:**
1. THE ALARM PANEL AND DISCONNECT SWITCH MAY BE PLACED ON A 4 X 6 TREATED LUMBER POST LOCATED AS APPROVED BY THE DISTRICT. THE POST SHALL BE INSTALLED WITH A MINIMUM OF 3- FEET OF POST BELOW GRADE AND 5- FEET ABOVE GRADE.
  2. THE ALARM / POWER CABLE AND ALARM PANEL SHALL BE INSTALLED AS SPECIFIED IN THIS DETAIL.
  3. ONLY THHN OR MTW TYPE WIRE BETWEEN DISCONNECT AND ALARM BOX.

1 1/2" STAINLESS STEEL TAPPING SLEEVE WITH DOUBLE BOLT FORD STYLE FS303, MUELLER SS SERIES, SMITH BLAIR 372 OR APPROVED EQUAL. FOR HDPE PIPE, BELLEVILLE TYPE SPRING WASHERS SHALL BE USED.

HDPE PIPE CONNECTIONS MAY BE BUTT FUSION WELDED IN ACCORDANCE THE REQUIREMENTS OF THE SPECIFICATIONS.

CONNECTIONS TO GRAVITY SEWERS SHALL BE MADE USING AN DROP CONNECTION TO A MANHOLE AS APPROVED BY THE DISTRICT.


CONNECTIONS TO GRAVITY SEWER LATERAL CONNECTIONS SHALL BE MADE WITH THE PRIOR APPROVAL OF THE DISTRICT.

**GRINDER PUMP TYPICAL SECTION**  
NOT TO SCALE

- NOTES:**
1. ALL WORK SHOWN TO WITHIN 3'-0" OF THE BUILDING LINE SHALL BE INSTALLED BY A DISTRICT LICENSED SEWER TAPPER.
  2. CONCRETE BALLAST VOLUME SHALL BE AS RECOMMENDED BY GRINDER PUMP STATION MANUFACTURER.
  3. GRINDER PUMP START UP SHALL BE PERFORMED BY THE GRINDER PUMP MANUFACTURER OR THE DISTRICT. THE CONTRACTOR SHALL CERTIFY WHEN EACH GRINDER PUMP INSTALLATION IS READY FOR STARTUP.
  4. CONTRACTOR SHALL INSTALL ONE FULL LENGTH OF 6-INCH SDR35 PIPE (13- FEET) BETWEEN THE GRINDER PUMP AND THE BUILDING FOUNDATION.

Disclaimer: The content of this document is intended for illustrative purposes only and is not complete. The Northwestern Water and Sewer District expressly disclaims any and all liability for any and all reliance thereon. All uses, other than personally, are strictly prohibited.

**NORTHWESTERN WATER & SEWER DISTRICT**  
12560 MIDDLETON PIKE, PO BOX 348  
BOWLING GREEN, OH 43402  
PHONE: (419) 354-9090 1-877-354-9090 TOLL FREE  
AFTER HOURS EMERGENCY (419)-354-9001  
www.nwswd.org



**SANITARY SEWER GRINDER PUMP DETAILS**

| # | DATE    | BY | REVISION                     | CHECKED BY: |
|---|---------|----|------------------------------|-------------|
|   |         |    |                              |             |
| 1 | 8/29/12 | TB | CONTENT REVISION             |             |
| 2 | 4/28/14 | MD | INCLUDED THE 4X6 POST DETAIL |             |
| 3 | 6/20/19 | MD | INCLUDED THE 4X4 POST DETAIL |             |

2 WORKING DAYS  
BEFORE YOU DIG  
CALL TOLL FREE 800-362-2764  
OHIO UTILITIES PROTECTION SERVICE

