

RESOLUTION NO. 2017-173

In the matter of fixing operation and maintenance	}	Northwestern Water
rates for sewer collection and treatment services,	}	and Sewer District
water distribution services, and sale of water in the	}	December 14, 2017
District.	}	

Trustee Hrmstrung moved the adoption of the following Resolution:

WHEREAS, The Board of Trustees of the Northwestern Water and Sewer District operates a water and sewer district in accordance with the provisions of Chapter 6119 of the Ohio Revised Code; and

WHEREAS, Chapter 6119 of the Ohio Revised Code provides that the Board of Trustees shall fix reasonable rates for the use of sewers, sewage treatment and/or water distribution which shall be at least sufficient to pay for all the costs of operation; and

WHEREAS, After the budget estimates for 2018 were completed with revenue requirements for services, the Finance Committee, Jerry Greiner, President and Kay Ball, CFO, recommends a 3% general increase in the operation and maintenance charges for all sewer collection and treatment services and a 3% general increase for all water services provided by the District; and

WHEREAS, Ms. Ball further recommends the Board of Trustees implement the ninth year of the inclusion of depreciation costs in the volume charge for both water and sewer services in order to establish a repair and replacement fund for future needs, with the increase to collect 100% of the depreciation costs being implemented over a 15-20 year period; and

WHEREAS, Ms. Ball and Mr. Greiner further recommend that any rate increases implemented by the City of Oregon, the City of Bowling Green, the City of Fostoria, and

the City of Toledo for the sale of water to the District be reflected in the rates charged to the master metered customers in the Oregon area master metered customers; the Bowling Green area master metered and rural customers; the Fostoria area master metered customers; the Toledo service area customers which are in addition to any increase in the District's operation and maintenance rates; and

WHEREAS, Ms. Ball and Mr. Greiner report that all areas that had "phased in" rates over a period of time have all expired, with all areas being billed operation and maintenance charges at the full District rates in 2018; and

WHEREAS, These increases should be implemented in order to maintain established financial objectives for the District in accordance with the policies established previously by the Board with adjustments to estimated expenditures, which will provide for the continuation of the District as a self-sustaining enterprise supported entirely by the users of the system; therefore be it

RESOLVED, By the Board of Trustees of the Northwestern Water and Sewer District that effective for all utility bills sent after January 1, 2018, the rates for customers served shall be adjusted, based on the level of services provided to each customer; and be it further

RESOLVED, That all other rates, charges and policies previously established shall remain in full force and effect until otherwise provided for by the Board of Trustees of the Northwestern Water and Sewer District; and be it further


RESOLVED, That the operation and maintenance charges for sewer collection, water distribution and water purchased wholesale as established by this Resolution shall supersede all existing and historical rates established by the Board of County Commissioners of Wood County, Ohio, and the Board of Trustees of the Wood County


Regional Water and Sewer District now known as the Northwestern Water and Sewer District, under the provision of Chapters 6117.02 and 6119 of the Ohio Revised Code, as applicable; and be it further


RESOLVED, That this Northwestern Water and Sewer District Board of Trustees hereby finds and determines that all formal actions relative to the passage of this resolution were taken in open meetings of this Board, and that all deliberations of the Board and of its committees, if any, which resulted in formal action, were taken in meetings open to the public, in full compliance with applicable legal requirements, including Section 121.22, Ohio Revised Code.

Trustee Arnold seconded the resolution and the roll being called on its adoption, the vote resulted as follows:

YES 8 NO 0 ABSTAIN 0

Chairman 

Secretary 

Attest: 
Clerk of the Board

**EXHIBIT A
RATES FOR SEWER SERVICE**

		<u>2017</u>	<u>2018</u>
Fixed Charge*	Per Month	\$13.87	\$14.29

* Fixed charge includes no consumption

**Volume Charge
Collection System Service**

	<u>2017</u>	<u>2018</u>
❖ <u>Metered Customers - per 1,000 cf -</u>	\$32.17	\$34.13
A. Commercial and Industrial		
B. Residential Use With Winter Average		
C. Residential Use With Second Meter For Outside Water Use		

❖ Unmetered Customers

A. Based on Estimated Consumption as follows, plus minimum charge:

# of users	monthly consumption	quarterly consumption
1	267	800
2	533	1600
3	833	2500
4	1100	3300
5	1400	4200
6	1667	5000
7	1967	5900
8	2233	6700

B. Oregon Master Meter Customers based on 800 cf per month for Residential customers; and 3,000 cf per month for Commercial and Industrial customers plus minimum charge.

**Volume Charge
Wastewater Collection and Treatment**

	<u>2017</u>	<u>2018</u>
❖ <u>Metered Customers - per 1,000 cf</u>	\$58.00	\$60.73
A. Commercial and Industrial		
B. Residential Use with Winter Average		
C. Residential Use With Second Meter For Outside Use		
❖ <u>Unmetered Customers - monthly rate</u> Residential Rate Includes Fixed Monthly Charge	\$37.70	\$39.48

**EXHIBIT B
WATER DISTRIBUTION SERVICE**

FIXED MONTHLY CHARGE BY METER SIZE

<u>METER SIZE</u>	<u>2017</u>	<u>2018</u>
5/8" and 3/4"	\$ 15.23	\$ 15.69
1"	21.33	21.97
1 1/2"	27.42	28.24
2"	44.18	45.50
3"	167.57	172.60
4"	213.27	219.67
6"	319.91	329.50
8", 10", 12"	441.78	455.03

The minimum monthly charge includes no consumption

VOLUME CHARGE PER 1000 CUBIC FEET

	<u>2017</u>	<u>2018</u>
Residential	\$19.88	\$ 21.14
Commercial	\$19.88	\$ 21.14

Areas billed the base operation and maintenance charge:

- City of Northwood west of Drouillard Road (last year for water transition rates was 2011)
- Walbridge
- Rossford (last year for water transition rates is 2015)
- Perrysburg Township and Lake Township west of I-280

**EXHIBIT C
CITY OF OREGON MASTER METER RATES**

These master meter rates will be adjusted with the approval of the Board of Trustees if the cost of water charged to the District by the City of Oregon is adjusted.

- a) **The fixed charge to each monthly residential/commercial/industrial customer within the master metered area:**

<u>METER SIZE</u>	<u>2017</u>	<u>2018</u>
5/8" and 3/4"	\$ 15.23	\$15.69
1"	21.33	21.97
1 1/2"	27.42	28.24
2"	44.18	45.50
3"	167.57	172.60
4"	213.27	219.67
6"	319.91	329.50
8", 10", 12"	441.78	455.03

The minimum monthly charge includes no consumption

- c) **The volume charge per 1,000 cubic feet for monthly residential, commercial and industrial customers within the master metered area:**

	<u>2017</u>	<u>2018</u>
All water usage	\$35.13	\$38.56

Areas billed the Oregon master meter rate:

- Village of Millbury
- Lake Township east of I-280
- City of Northwood east of Drouillard Road

**EXHIBIT D
CITY OF BOWLING GREEN MASTER METER RATES**

These master meter rates will be adjusted with the approval of the Board of Trustees if the cost of water charged to the District by the City of Bowling Green is adjusted.

a) The **fixed charge** to each monthly customer within each master metered area:

RESIDENTIAL/COMMERCIAL AND INDUSTRIAL:

<u>METER SIZE</u>	<u>2017</u>	<u>2018</u>
5/8" and 3/4"	\$ 15.23	\$15.69
1"	21.33	21.97
1 1/2"	27.42	28.24
2"	44.18	45.50
3"	167.57	172.60
4"	213.27	219.67
6"	319.91	329.50
8", 10", 12"	441.78	455.03

The minimum monthly charge includes no consumption

b) The **volume charge** for water to monthly residential consumers within the master metered areas:

	<u>2017</u>	<u>2018</u>
Residential/Commercial & Industrial Actual consumption per 1,000 cubic feet (no minimum)	\$51.91	\$53.59

Areas billed the Bowling Green Master Meter Rate:

- Rural water accounts
- Landfill master meter area
- Portage, Rudolph, Jerry City, Cygnet and Hoytville master meter area
- Villages of Bairdstown and Bloomdale
- Weston, Custar and Milton Center master meter area

**EXHIBIT E
CITY OF FOSTORIA MASTER METER RATES**

These master meter rates will be adjusted with the approval of the Board of Trustees if the cost of water charged to the District by the City of Fostoria is adjusted.

- A.) The **fixed charge to each monthly residential, commercial and industrial customer** within the master metered area:

<u>METER SIZE</u>	<u>2017</u>	<u>2018</u>
5/8" and 3/4"	\$ 15.23	\$15.69
1"	21.33	21.97
1 1/2"	27.42	28.24
2"	44.18	45.50
3"	167.57	172.60
4"	213.27	219.67
6"	319.91	329.50
8", 10", 12"	441.78	455.03

The minimum monthly charge includes no consumption

- B.) The **volume charge per 1,000 cubic feet for monthly residential, commercial and industrial customers** within the master metered area:

	<u>2017</u>	<u>2018</u>
All water usage	\$20.88	\$22.14

- * Customers will be billed separately for the Fostoria cost of water and Fostoria sewer rates.

**EXHIBIT F
CITY OF TOLEDO SERVICE AREAS
MASTER METER WATER RATES**

50% SURCHARGE WATER RATES

Monthly Fixed Charge:		<u>2017</u>	<u>2018</u>
5/8" meter	1000 cf included	\$ 35.79	\$ 37.40
3/4" meter	1500 cf included	\$ 53.69	\$ 56.09
1" meter	2500 cf included	\$ 89.48	\$ 93.49
1.5"+ meter	6000 cf included	\$214.74	\$224.37

Monthly Volume Charge:			
First 10,000 cf of usage		\$35.79	\$37.40
Next 150,000 cf of usage		\$34.79	\$36.35
Next 1,000,000 cf of usage		\$27.32	\$28.55
All over 1,160,000 cf of usage		\$19.92	\$20.82

Quarterly Fixed Charge:		<u>2017</u>	<u>2018</u>
5/8" meter	2000 cf included	\$ 71.58	\$ 74.80
3/4" meter	3000 cf included	\$107.37	\$112.20
1" meter	5000 cf included	\$178.95	\$187.00
1.5"+ meter	12,000 cf included	\$429.48	\$448.80

Quarterly Volume Charge:			
First 30,000 cf of usage		\$35.79	\$37.40
Next 450,000 cf of usage		\$34.79	\$36.35
Next 3,000,000 cf of usage		\$27.32	\$28.55
All over 3,480,000 cf of usage		\$19.92	\$20.82

**CITY OF TOLEDO SERVICE AREAS
MASTER METER WATER RATES**

75% SURCHARGE WATER RATES

Monthly Fixed Charge:		<u>2017</u>	<u>2018</u>
5/8" meter	1000 cf included	\$ 41.76	\$ 43.63
3/4" meter	1500 cf included	\$ 62.64	\$ 65.45
1" meter	2500 cf included	\$104.40	\$109.08
1.5"+ meter	6000 cf included	\$250.56	\$261.78

Monthly Volume Charge:		
All usage per 1,000 cf	\$41.76	\$43.63

Quarterly Fixed Charge:		<u>2017</u>	<u>2018</u>
5/8" meter	2000 cf included	\$ 83.52	\$ 87.26
3/4" meter	3000 cf included	\$125.28	\$130.89
1" meter	5000 cf included	\$208.80	\$218.15
1.5"+ meter	12,000 cf included	\$501.12	\$523.56

Quarterly Volume Charge:		
All usage per 1,000 cf	\$41.76	\$43.63

**CITY OF TOLEDO SERVICE AREAS
MASTER METER WATER RATES**

115% SURCHARGE WATER RATES

Monthly Fixed Charge:		<u>2017</u>	<u>2018</u>
5/8" meter	1000 cf included	\$ 51.30	\$ 53.60
3/4" meter	1500 cf included	\$ 76.95	\$ 80.40
1" meter	2500 cf included	\$128.25	\$134.00
1.5"+ meter	6000 cf included	\$307.80	\$321.60

Monthly Volume Charge:			
All usage per 1,000 cf		\$51.30	\$53.60

Quarterly Fixed Charge:		<u>2017</u>	<u>2018</u>
5/8" meter	2000 cf included	\$102.60	\$107.20
3/4" meter	3000 cf included	\$153.90	\$160.80
1" meter	5000 cf included	\$256.50	\$268.00
1.5"+ meter	12,000 cf included	\$615.60	\$643.20

Quarterly Volume Charge:			
All usage per 1,000 cf		\$51.30	\$53.60

**EXHIBIT G
TOLEDO AREA SEWER MASTER METER CHARGES**

UNMETERED:	<u>2017</u>	<u>2018</u>
District fixed charge per month:	\$13.87	\$14.29
District collection charge per unit – based on 800 cf per month:	\$25.74	\$27.30
Toledo treatment charge per unit – based on 800 cf per month:	\$25.18	\$26.96

METERED:

A. Mobile home park in Toledo master meter service area based on metered sewer flows:

District fixed charge per month:	\$13.87	\$14.29
District collection charge based on metered sewer flow per 1000 cubic feet	\$32.17	\$34.13
Toledo treatment charge based on metered sewer flow per 1000 cubic feet	\$28.10	\$30.09

B. Residential/commercial/industrial sewer customers with metered water:

District fixed charge per month:	\$13.87	\$14.29
District collection charge based on metered sewer flow per 1000 cubic feet	\$32.17	\$34.13
Toledo treatment charge based on metered sewer flow Residential - per 1000 cubic feet	\$28.10	\$30.09
Toledo treatment charge based on metered sewer flow Commercial/industrial - per 1000 cubic feet	\$31.66	\$33.91

ALL ACCOUNTS WILL ALSO PAY A DEBT CHARGE PER UNIT FOR THE COST OF CONSTRUCTION OF THE SANITARY SEWER PROJECT. THIS CHARGE IS IN ADDITION TO THE ABOVE RATES.

**EXHIBIT H
VILLAGE OF McCOMB SERVICE AREA
(RATES IN GALLONS)**

SEWER:	<u>2017</u>	<u>2018</u>
Fixed Charge – includes 2500 g	\$22.86	\$24.02
Next 12,500 g	\$ 8.15	\$ 8.59
Next 15,000 g	\$ 7.22	\$ 7.63
Next 20,000 g	\$ 2.42	\$ 2.69
All over 50,000 g	\$ 5.34	\$ 5.69

WATER:	<u>2017</u>	<u>2018</u>
Fixed Charge – includes 2500 g	\$43.95	\$45.56
Next 12,500 g	\$15.55	\$16.14
Next 15,000 g	\$13.69	\$14.22
Next 20,000 g	\$ 4.00	\$ 4.24
All over 50,000 g	\$ 9.88	\$10.30

EXHIBIT I DEBT SERVICE CHARGES

SEWER:

All debt charges listed are per equivalent residential unit per month.

❖	Custar	\$26.33
❖	Milton Center	\$27.76
❖	Rudolph/State Route 281	\$20.57
❖	Arlington Woods Subdivision	\$26.45
❖	Williamsburg-on-the-River	\$16.25
❖	Stony Ridge/Lemoyne area	\$35.00
❖	Country Manor	\$25.96
❖	Bairdstown	\$30.00
❖	Rudolph Road	\$24.00
❖	Village of Risingsun and Scott /Montgomery Townships	
	Monthly Debt Charge per Equivalent Unit	\$35.58
	Monthly Project Charge*	\$ 9.32
❖	Village of West Millgrove and Perry/Montgomery Townships	
	Monthly Debt Charge per Equivalent Unit	\$20.00
	Monthly Project Charge**	\$14.40

* The project charge is the fee charged to Scott and Montgomery Township residents as payment over a 20 year period for the monthly sewer charge the Village of Risingsun residents have paid since 2001. This fee is in addition to the monthly debt charge per equivalent unit (total monthly charge is \$44.90).

** The project charge is the fee charged to Perry and Montgomery Township residents as payment over a 20 year period for the monthly sewer charge the Village of West Millgrove residents have paid since 2002. This fee is in addition to the monthly debt charge per equivalent unit (total monthly charge is \$34.40).

WATER:

❖	Village of Hoytville	\$20.00
❖	Village of Custar/Milton Center	\$21.91

**EXHIBIT J
WHEEL RATE FOR
WATER AND SEWER SERVICES**

These rates apply where other entities that utilize District facilities to move either water or wastewater from one area, outside the District, to another area outside the District.

- ❖ 75% of the District's water volume charge
- ❖ 70% of the District's sewer volume charge